



GLX-D Digital Wireless

Exceptional digital audio clarity and seamless operation.

GLX-D Wireless Systems combine revolutionary LINKFREQ Automatic Frequency Management and battery rechargeability with world-renown microphones and unparalleled Shure design and construction. Providing seamless operation and exceptional digital audio clarity, GLX-D Wireless Systems are available in a wide variety of bodypack and handheld configurations.



PRODUCT HIGHLIGHTS

2.4 GHZ frequency band

Up to 8 compatible systems

Legendary Shure audio quality and rugged construction

Receiver options including guitar pedal configuration

LINKFREQ Automatic Frequency Management

- Automatic sync between GLX-D transmitters and receivers
- Continuous analysis of active RF spectrum
- Seamlessly avoids all RF interference by moving linked transmitters and receivers to new clean frequencies

Shure Power Management

- Custom rechargeable lithium-ion batteries
- 16 hours of use from 3 hour charge
- 1.5 hours of use from 15 minute charge
- On-receiver battery life display
- USB accessory charging options

System Specifications

Tuning Bandwidth	2400–2483.5 MHz	
RF Carrier Range	Group	1: 2404–2478 MHz 2: 2404–2478 MHz 3: 2405–2477 MHz
Working Range	60 m (200 ft) typical Note: Actual range depends on RF signal absorption, reflection and interference.	
Bandwidth	Group	1: 1.2 MHz 2: 1.2 MHz 3: 2.2 MHz
Transmit Mode	Frequency Hopping	
Audio Frequency Response	20 Hz – 20 kHz Note: Dependent on microphone type	
Dynamic Range	120 dB, A-weighted	
Latency	Group	1: 3.9 ms 2: 7.3 ms 3: 7.3 ms
RF Sensitivity	-88 dBm, typical	
Total Harmonic Distortion	0.2%, typical	
RF Output Power	10 mW E.I.R.P. max	
Operating Temperature Range	-18°C (0°F) to 57°C (135°F) Note: Battery characteristics may limit this range.	
Storage Temperature Range	-29°C (-20°F) to 74°C (165°F)	
Polarity	Positive pressure on microphone diaphragm (or positive voltage applied to tip of WA302 phone plug) produces positive voltage on pin 2 (with respect to pin 3 of low-impedance output) and the tip of the high impedance 1/4-inch output.	
Battery Life	Up to 16 hours	

NOTE: All Specifications are subject to change. Performance may vary depending on country regulations and operating environment.

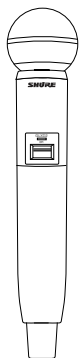
Component Specifications

GLXD1 Bodypack Transmitter



Dimensions	90.4 x 64.5 x 22.9 mm (3.56 x 2.54 x 0.90 in.), H x W x D (without antenna)
Power Requirements	3.7 V Rechargeable Li-Ion
Housing	Cast Metal, Black Powdercoat
Input Impedance	900 kΩ
RF Output Power	10 mW E.I.R.P. max
Transmitter Input	
Connector	4-Pin male mini connector (TA4M)
Configuration	Unbalanced
Maximum Input Level (1 kHz at 1% THD)	-8.4 dBV (7.5 Vp-p)
Antenna Type	Internal Monopole
Pin Assignments TA4M	1: Ground (cable shield) 2: +5 V Bias 3: Audio 4: Tied through active load to ground (On instrument adapter cable, pin 4 floats)

GLXD2 Handheld Transmitter



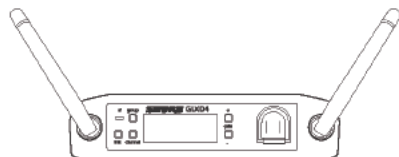
Dimensions				
	Model	A	B	C
	SM58	51 mm, 2.0 in.	252 mm, 9.9 in.	37 mm, 1.5 in.
	BETA 58	51 mm, 2.0 in.	252 mm, 9.9 in.	37 mm, 1.5 in.
	SM86	49 mm, 1.9 in.	252 mm, 9.9 in.	37 mm, 1.5 in.
	BETA87A	51 mm, 2.0 in.	252 mm, 9.9 in.	37 mm, 1.5 in.
Weight				
	SM58	267 g (9.4 oz.) without batteries		
	BETA 58	221 g (7.8 oz.) without batteries		
	SM86	275 g (9.1 oz.) without batteries		
	BETA87A	264 g (9.3 oz.) without batteries		
Housing	Molded Plastic			
Power Requirements	3.7 V Rechargeable Li-Ion			
RF Output Power	10 mW E.I.R.P. max			
Maximum Input Level	145 dB SPL			

SHURE®

LEGENDARY
PERFORMANCE™

System Specifications (Continued)

GLXD4 Wireless Receiver



Dimensions	40 x 183 x 117 mm (1.6 x 7.2 x 4.6 in.), H x W x D	
Weight	286 g (10.1 oz.) without batteries	
Housing	Molded Plastic	
Power Requirements	14 to 18 VDC (negative ground), 550 mA	
Spurious Rejection	>35 dB, typical	
Gain Adjustment Range	-20 to 40 dB in 1 dB steps	
Phantom Power Protection	Yes	
Configuration	XLR Output	Impedance balanced
	6.35 mm (1/4") output	Impedance balanced
Impedance	XLR Output	100 Ω
	6.35 mm (1/4") output	100 Ω (50 Ω, Unbalanced)
Maximum Audio Output Level	XLR connector (into 600 Ω load)	0 dBV
	6.35 mm (1/4") connector (into 3 kΩ load)	+8.5 dBV
Pin Assignments	XLR Output	1=ground, 2=hot, 3=cold
	6.35 mm (1/4") connector	Tip=audio, Ring/Sleeve=ground
Receiver Antenna Input		
Impedance	50 Ω	
Antenna Type	½ Wave Sleeve Dipole, non-removable	
Maximum Input Level	-20 dBm	

GLXD6 Guitar Pedal Wireless Receiver



Dimensions	40 x 183 x 117 mm (1.6 x 7.2 x 4.6 in.), H x W x D	
Weight	286 g (10.1 oz.) without batteries	
Housing	Molded Plastic	
Power Requirements	14 to 18 VDC (negative ground), 550 mA	
Spurious Rejection	>35 dB, typical	
Gain Adjustment Range	-20 to 40 dB in 1 dB steps	
Configuration	6.35 mm (1/4") output	Impedance balanced
	6.35 mm (1/4") output	100 Ω (50 Ω, Unbalanced)
Maximum Audio Output Level	6.35 mm (1/4") connector (into 3 kΩ load)	+8.5 dBV
Pin Assignments	6.35 mm (1/4") connector	Tip=audio, Ring/Sleeve=ground
Receiver Antenna Input		
Impedance	50 Ω	
Antenna Type	½ Wave Sleeve Dipole, non-removable	
Maximum Input Level	-20 dBm	

SHURE[®]

LEGENDARY
PERFORMANCE™