

# Rane Sixty-Two Mixer for Serato Scratch Live



**Includes Serato Scratch Live with 2 Serato Control Vinyl and 2 Serato Control CDs.**

**Includes ASIO and Core Audio drivers to use with other software and effects.**



Turntablism is alive and more creative than ever. Rane and Serato are supporting partners in that creativity with the Rane Sixty-Two Mixers for Serato Scratch Live. For more than a decade, artists have chosen innovative Rane instruments to advance their art and three generations of TTM series mixers have been the top pick for many of the world's best performers. These mixers more tightly integrate performers, music, software, and hardware. The artist adds the passion, imagination and skills.

The Sixty-Two is a plug-and-play package supporting two computers, two-deck digital vinyl simulation, SP-6 sample player, software and hardware effects and all the record and playback channels you need. Software controls for Library, Loops, Cues and SP-6 are laid out for fast and intuitive access.

The Sixty-Two Mixer supports both analog and Digital Vinyl Simulation (DVS) playback. The mixer is bundled with Serato Scratch Live and includes a fully integrated MIDI controller for software controls.

A typical setup includes operation with two Scratch Live DVS channels, SP-6 sample player on an independent USB Aux playback channel and software effects enabled on the USB digital insert in the FlexFx loop. Record PGM1 post-fader, PGM2 post-fader or the Main mix to your laptop.

If you are looking for the same bullet-proof construction, pristine audio quality and integrated 20-channel sound card, but prefer to use your own MIDI controller with outboard software or hardware effects and a single computer, and don't need the sample and loop controls, consider the Rane Sixty-One Mixer. Details are at [dj.rane.com](http://dj.rane.com).

**serato**



**SCRATCH LIVE**

**RANE**

**ASIO**



# Sixty-Two Mixer Controls

Mic Input has switchable Mic or Line-level with 2-band full-cut tone and pan controls. The Mic can route to FlexFX or record to USB. Mic Over ducks other PGM sources by 12 dB.

In Auto mode, Loop buttons use the Scratch Live auto-loop, lighting the buttons orange. In Manual mode, Loop buttons use manual looping features, lighting the buttons green. Select knob adjusts the loop length.

FlexFX are stackable:

- Six internal effects with seamless on-beat switching between effects.
- External Insert engages the external analog Effects Loop.
- Insert engages software effects through USB.

Aux Input is from the USB playback stereo pair 5-6, usually from the SP-6 sample player. You can sweep the Low-pass / High-pass filter and use FlexFX on samples.

The FlexFx Loop can create a sub-mix with any combination of the two Program buses, Mic, and USB feed, and then add internal or external effects. This submix may be recorded via the USB Send, or output by the analog FlexFx Loop Send.

Two Program buses:

- Select either USB port for playback and MIDI.
- Four Phono / Line Inputs.
- Left / Right Pan.
- 3-band full-cut tone controls.
- Sweepable Low / High-pass filter.

Two USB ports, each with six stereo record channels and four stereo playback channels simultaneously available, allows two DJs with their own laptops to share the mixer. The button assigns the SP-6 sample player to the indicated USB port.

Back buttons shift between crates & tracks. Scroll knob scrolls crates & tracks, click it to load the track to a deck.

Level controls on each Output:

- Main Output on XLR jacks.
- Booth Output on 1/4" TRS.
- Session Output on RCA.

Cues button = amber: Recall Cue Points with "Hot Cue" behavior in Scratch Live. Samples button = red: Play samples from the SP-6 sample player in Scratch Live.

True Split Cue for any Program bus or the FlexFX submix with effects to the front panel 1/4" and 3.5 mm headphone jacks.

MIDI mapping is done for you as the Sixty-Two is plug-and-play with Serato Scratch Live. Advanced users can custom map most mixer controls to many other third-party audio programs. The MIDI control assignments are in the Sixty-Two Manual.

Contour controls adjust the faders and the Crossfader for a smooth transition or a fast cut.

The Crossfader and channel faders are no-noise, no-bleed, no-contact magnetic faders.

## Z-Trip Edition Sixty-Two Z Mixer

Z-Trip's Limited Edition Sixty-Two Z Mixer is functionally identical to Rane's Sixty-Two with added bonuses:

- Face plate design by Shepard Fairey.
- Includes high-quality custom purple cables.



## Battle Bridge Mounting Accessory

"68 EARS 14" battle bridges for the Sixty-Two bring the total width of the mixer to 12" (30.5 cm) for coffin mounting. These measure 14" x .75" x 3" (35.8 x 1.9 x 7.7 cm).

Sixty-Two Effects

FlexFx

The FlexFx Bus in the Sixty-Two works differently than other basic effect insert solutions. The FlexFx Bus is more like an auxiliary bus that can have multiple signals assigned to it. Those combined signals can have internal effects, external analog effects and external USB effects applied in any combination. This architecture is very flexible and not at all like simply inserting an effect in a signal path and turning it on.

The order of processing in the FlexFx Bus is:

- 1. FlexFx assign for each PGM1, PGM2, USB AUX and MIC.
- 2. Internal Effects
- 3. Ext. Analog Insert
- 4. USB Insert
- 5. Cue
- 6. FlexFx On


Internal Audio Effects

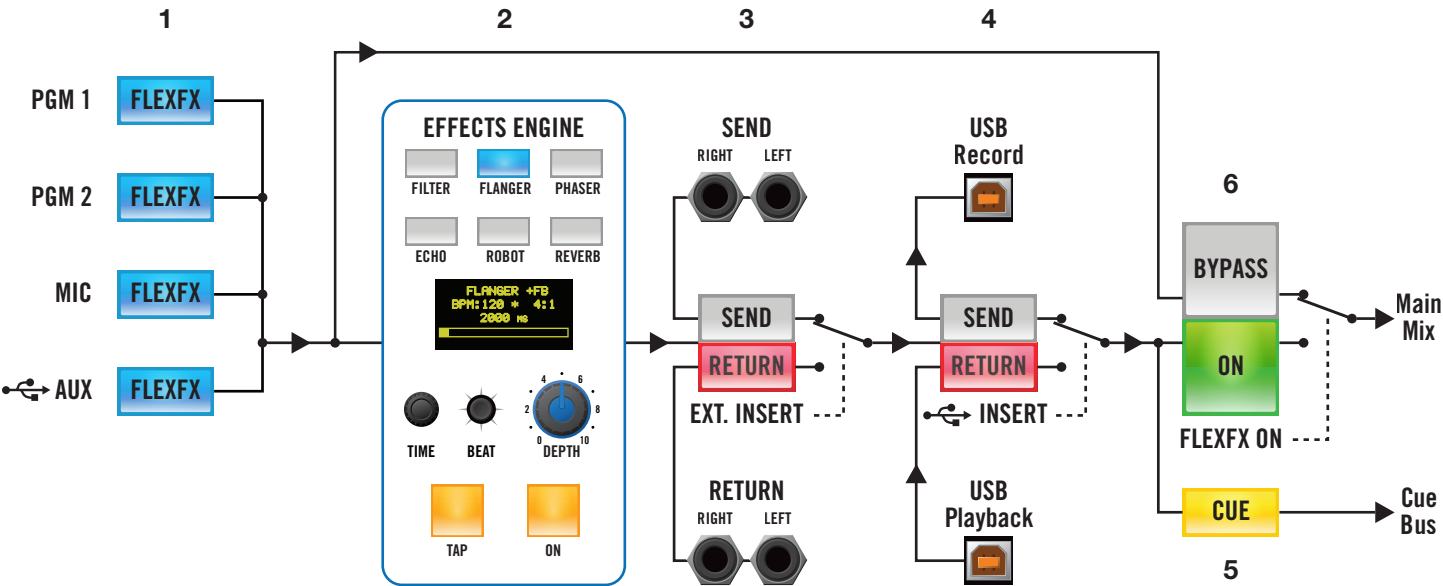
The six built-in effects are:  
• Filter • Flanger • Phaser • Hold Echo • Robot • Reverb  
The Sixty-Two has the ability to synchronize its internal effects to songs tagged with BPM values in Serato Scratch Live.

External Audio Effects

Your favorite stereo effects unit, connected to the FlexFX Loop Send and Return, can be inserted independently or in combination with other effects.



USB Effects

The Scratch Live DJ-FX plugin gives you two more FX units, each with three chained effects slots per unit. Enable and control DJ-FX in Scratch Live and apply by using the FlexFX  Insert.



Two USB Ports

Each of the two USB ports can stream 20 channels of low-latency audio.

USB Playback	Stereo Pair	Scratch Live Description	Mixer Use
1	1-2	Left Virtual Deck Output	Select as PGM-1 Source from USB-A or USB-B
2	3-4	Right Virtual Deck Output	Select as PGM-2 Source from USB-A or USB-B
3	5-6	SP-6 Output Option	USB AUX Source (sum of USB-A and USB-B)
4	7-8	DJ Effects Return to the Mixer	FlexFx  Insert Return (sum of USB-A and USB-B)
USB Record			
1	1-2	Record Source PGM-1	PGM-1 Post Fader and Post Crossfader Output
2	3-4	Record Source PGM-2	PGM-2 Post Fader and Post Crossfader Output
3	5-6	Record or DVS Control for Left Deck	Selects PH/CD-1 or PH/CD-2 in Control Panel
4	7-8	Record or DVS Control for Right Deck	Selects PH/CD-3 or PH/CD-4 in Control Panel
5	9-10	DJ Effects Send from the Mixer	FlexFx  Insert Send
6	11-12	Record the Main Mix or Mic	Select Main Mix or Mic in the Control Panel



# Sixty-Two Specifications

## Included in the Box

- Sixty-Two Mixer
- 2 USB cables
- Printed color manual
- Quick Start / Keyboard Shortcuts page
- 2 Serato Control Vinyl Records
- 2 Serato Control CDs
- Scratch Live software install disc
- IEC C13 line cord



## serato.com

Features are being added and improved, and the latest version of Scratch Live is a free download. The Forum at serato.com is the best place for scratch live technical support and performance tips from thousands of other DJs.

## whitelabel.net

The Serato Whitelabel Delivery Network is a unique system that allows record labels to digitally deliver promotional releases directly to Scratch Live DJs. To download Whitelabel audio files and sign up for updates on the latest promotional releases, visit whitelabel.net.

## dj.rane.com

Visit the Rane DJ website for the most up-to-date information on all Rane hardware, manuals, accessories, support, community, newsletter and blog.

© 2012 Rane Corporation

© 2012 Serato

Windows® is a registered trademark of Microsoft Corporation in the United States and other countries.

Apple, Mac, Macintosh, iTunes, Safari, QuickTime, GarageBand, and OS X are registered trademarks of Apple Inc., registered in the U.S. and other countries.

Scratch Live, the Scratch Live logo and Serato NoiseMap are trademarks of Serato.

## All specifications typical unless otherwise stated

Analog Inputs	4 Stereo unbalanced RCA jacks
.....Phono or Line level input	Rear panel switches for each input
.....Phono Response	RIAA $\pm 1$ dB, Gain: 31 dB at 1 kHz
.....Max Phono Input	127 mV
.....Max Line Input	4 Vrms
ADCs	24-bit, 48 kHz; Dynamic range 101 dB A-weighted
DACs	24-bit, 48 kHz; Dynamic range 107 dB A-weighted
Digital Signal Processing	48 kHz, 32-bit floating point
USB Audio	Six Stereo Record, Four Stereo Playback
.....	48 kHz, 32-bit floating point
FlexFX Return	Stereo unbalanced 1/4" TS (tip-sleeve) phone jack
FlexFX Send	Stereo unbalanced 1/4" TS phone jack
Mic Input	Balanced 1/4" TRS & XLR combination jack
.....Tone Controls	2-band, High and Low
.....Mic-Line level switch	Choose Line to connect wireless receiver
Line Outputs: Frequency Response	20 Hz to 20 kHz $\pm 0.25$ dB, Line in to Line out
.....THD+N	<0.01% re 0 dBFS, 20 to 20 kHz, 20 kHz BW
.....Unbalanced jacks (RCA & FlexFX)	Maximum 4 Vrms
.....Balanced jacks (Main & Booth)	Maximum 8 Vrms
Universal Power Supply	100 to 240 VAC, 50 Hz to 60 Hz, 15 W max
USB Power	Mixer is self-powered
Unit Size	14.25" x 10.5" x 4" (36.2 x 26.7 x 10.2 cm)
.....Weight	10 lb (4.3 kg)
Shipping Size	7.75" H x 15" W x 19.25" D (19.7 x 38.1 x 49 cm)
.....Weight	14 lb (6.4 kg)



## ASIO & Core Audio Drivers

These included drivers allow the Sixty-Two to act as a 8-in 12-out USB external sound card for use with multiple third-party software clients supporting Core Audio (Mac) or ASIO (Windows). The Sixty-Two controls are MIDI-mappable with supporting software.

## Serato Scratch Live

The features and functionality of your mixer will improve with each new release of Scratch Live software — and all Scratch Live updates are free! See details at serato.com.

## Computer Requirements

Before purchasing a Mac or PC, please check serato.com for best results with the latest version of Scratch Live.

## Serato Control

Mix files from your computer hard drive using Serato Control Vinyl, Serato Control CD or Approved USB Controllers.

### Serato Control Vinyl and Control CD

The Serato Control Vinyl and Control CDs each contain the Serato NoiseMap™ Control Tone, a unique control signal which allows Scratch Live to track the motion of the record, simulating the same movement with digital audio.

### Official Serato Accessories (optional)

Serato has certified a select range of controllers with USB connectivity to Scratch Live. Track information from software is sent to supported hardware on-board displays. Use the platters, buttons and sliders instantly, as supported hardware has pre-mapped controls for a no-fuss setup. Check serato.com for the latest Serato Approved USB Controllers.